

Darren Lloyd
Jazz Coaching Program

Bebop phrase

jazzetudes@jazzetudes.net

Lesson plan – Jazz vocabulary

BEBOP PHRASE

Lesson objectives	To understand how to use bebop phrases within jazz practice
Activity 1	<p>This type of phrase can be copied from any of your favourite players. Simply listen, listen and listen until you have really got the phrase in your ears, you can sing it absolutely perfectly, then work it out on your instrument.</p> <p>Take the first phrase and play through it. Remember, if you do this in 'real life' you won't be reading it as you will have copied it from your favourite player by listening, singing and the transferring to your instrument.</p> <p>Don't move onto number 2 until you can't play number 1 wrong.</p>
Activity 2	<p>Try number 2, once you have mastered it in the first key, all the others keys should become easier. Don't move onto number 3 until you can't play number 2 wrong.</p>
Activity 3	<p>Now try number 3.</p> <p>Don't move onto number 4 until you can't play number 3 wrong.</p>
Activity 4	<p>Now try number 4.</p> <p>Don't move onto number 5 until you can't play number 4 wrong.</p>
Activity 5	<p>Now try number 5.</p>
Activity 6	<p>Now, when you are very confident that you can play all of the phrases in the different without reading them, try and play through them with the backing track.</p> <p>On page 2 of your pdf you will see the chords with slash notation. This is how you might see the chords written out if you were playing in a big band.</p>

BEBOP PHRASE

Cm7 F7 Bbmaj7

① Cm7 F7 Bbmaj7

8 Bbm7 Eb7 Abmaj7

② Bbm7 Eb7 Abmaj7

BEBOP PHRASE

36 Cm7 F7 Bbmaj7

40 Bbm7 Eb7 Abmaj7

44 Dm7 G7 Cmaj7

48 Fm7 Bb7 Ebmaj7

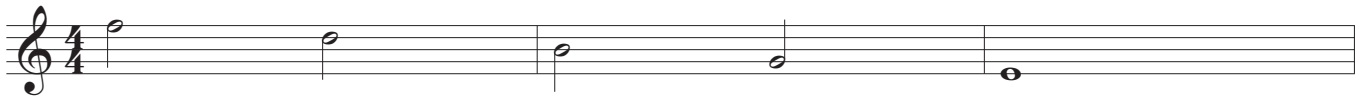
52 Gm7 C7 Fmaj7

BEBOP PHRASE

Dm7

G7

Cmaj7



①

Dm7

G7


Cmaj7



Cm7

F7

Bbmaj7



②

Cm7

F7

Bbmaj7



Em7

A7

Dmaj7



③

Em7

A7


Dmaj7



Gm7

C7

Fmaj7



④

Gm7

C7


Fmaj7



Am7

D7

Gmaj7



⑤

Am7

D7

Gmaj7




BEBOP PHRASE

Cm7

F7

Bbmaj7



①

Cm7

F7


Bbmaj7



Bbm7

Eb7

Abmaj7




②

Bbm7

Eb7


Abmaj7



Dm7

G7

Cmaj7



③

Dm7

G7


Cmaj7



Fm7

Bb7

Ebmaj7



④

Fm7

Bb7


Ebmaj7



Gm7

C7

Fmaj7



⑤

Gm7


C7

Fmaj7




BEBOP PHRASE


36 Cm7 F7 Bbmaj7




40 Bbm7 Eb7 Abmaj7




44 Dm7 G7 Cmaj7



48 Fm7 Bb7 Ebmaj7



52 Gm7 C7 Fmaj7



BEBOP PHRASE

36 Am7 D7 Gmaj7

40 Gm7 C7 Fmaj7

44 Bm7 E7 Amaj7

48 Dm7 G7 Cmaj7

52 Em7 A7 Dmaj7